

# DISPLAY | Countertop Displays

REFRIGERATED SHOWCASES ► SUSHI



## GENERAL FEATURES

- Serve-over horizontal display case (SUSHI)
- Square glass and black external aluminium paint coated
- Static Cooling
- Foaming Agent Cyclopentane (25mm per side - CFC Free)
- Automatic compressor cycle defrost
- Digital display control
- Interior LED light (with independent switch)
- Independent main switch
- Square tempered glass shape with hinges for easy cleaning
- Rear sliding doors
- Sealed compressor with ventilated condenser sub-tropicalized
- Double cool between top and bottom for the most demanding food (like SUSHI)
- Energy efficiency class: -

## TECHNICAL SPECIFICATIONS

Capacity	76 L
Temperature	M1 (-1°C~+5°C)
Consumption	2.16 kWh/24h
Rated Power	85 W
Noise level	55 dB(A)
Net Weight	65 Kg
Gross Weight	80 Kg
External Dimensions (WxDxH mm)	1320x380x300
Internal Dimensions (WxDxH mm)	1020x350x250
Packaging dimensions (WxDxH mm)	1420x480x400
Loading quantities 20'/40'/40'HQ	80/160/160

## CERTIFICATION


CE RoHS




## RS 60SQ


 FISH


 +0° | +5°

 MADE IN EUROPE


 M1 -1°C | +5°C


 25 mm

 3 +25°C/60RH

 32°C

 LED





 GAS R290

## DETAILS



Digital Thermostat



Rear sliding doors



Double cool between top and bottom for the most demanding food (like SUSHI)

## PRODUCT DIMENSIONS

